

If you have any questions, please contact me at jamie@teachmommyteach.com

Thank you for downloading!

You May:

- use these resources in your own home or classroom for non-commercial use.
- print as many copies as you would like.
- share the website link, <https://teachmommyteach.com/>, where this printable can be found, so that others can download the file.

You May NOT:

- sell, give away, or share a printed copy. Each person should download separately and print.
- print out a copy for multiple teachers, as in an entire school, co-op, or other group. Each teacher should download separately and print.
- link directly to the pdf. Instead, link to the page on <https://teachmommyteach.com/> or <https://teacherspayteacher.com/> where you found the download.
- claim this or any part of this printable as your own.
- alter this printable and claim it as your own.
- host any of the files on your personal or other websites that can be shared with others.
- Upload this resource to any file sharing sites

Credits!! Thank you Speaking of Images and Open Clipart!



<https://www.teacherspayteachers.com/Store/Speaking-Of-Images>



<https://openclipart.org/>


Set 2 Book 8: Rub-a-Dub

Pre-Reading Worksheets

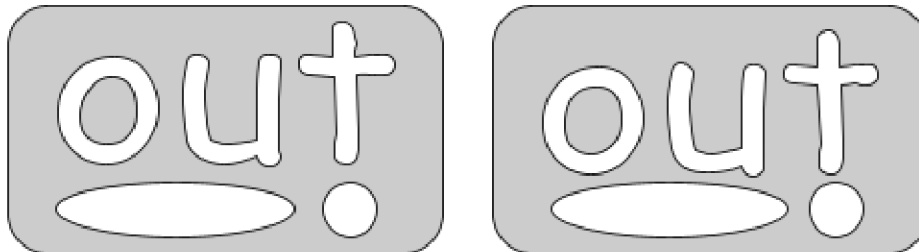
Your child will practice *CVC* words and an *-ell* ending word. Your child will review the high-frequency word *out*, *off*, and *put*.

Name: _____

OU and **OW** represents the **ow** sound. Use the picture of the mouth as a reference.



Read the following word. Color the **ou**.



Read the following sentences. Circle the word **out** each time you read it.

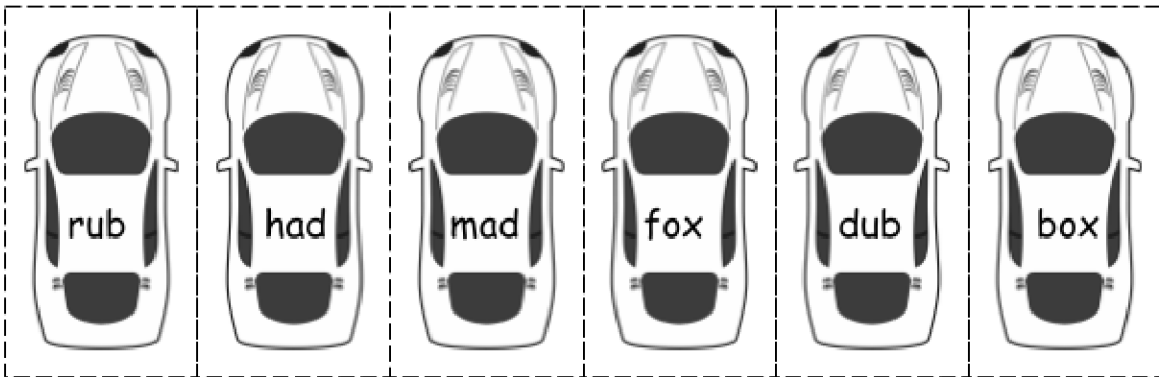
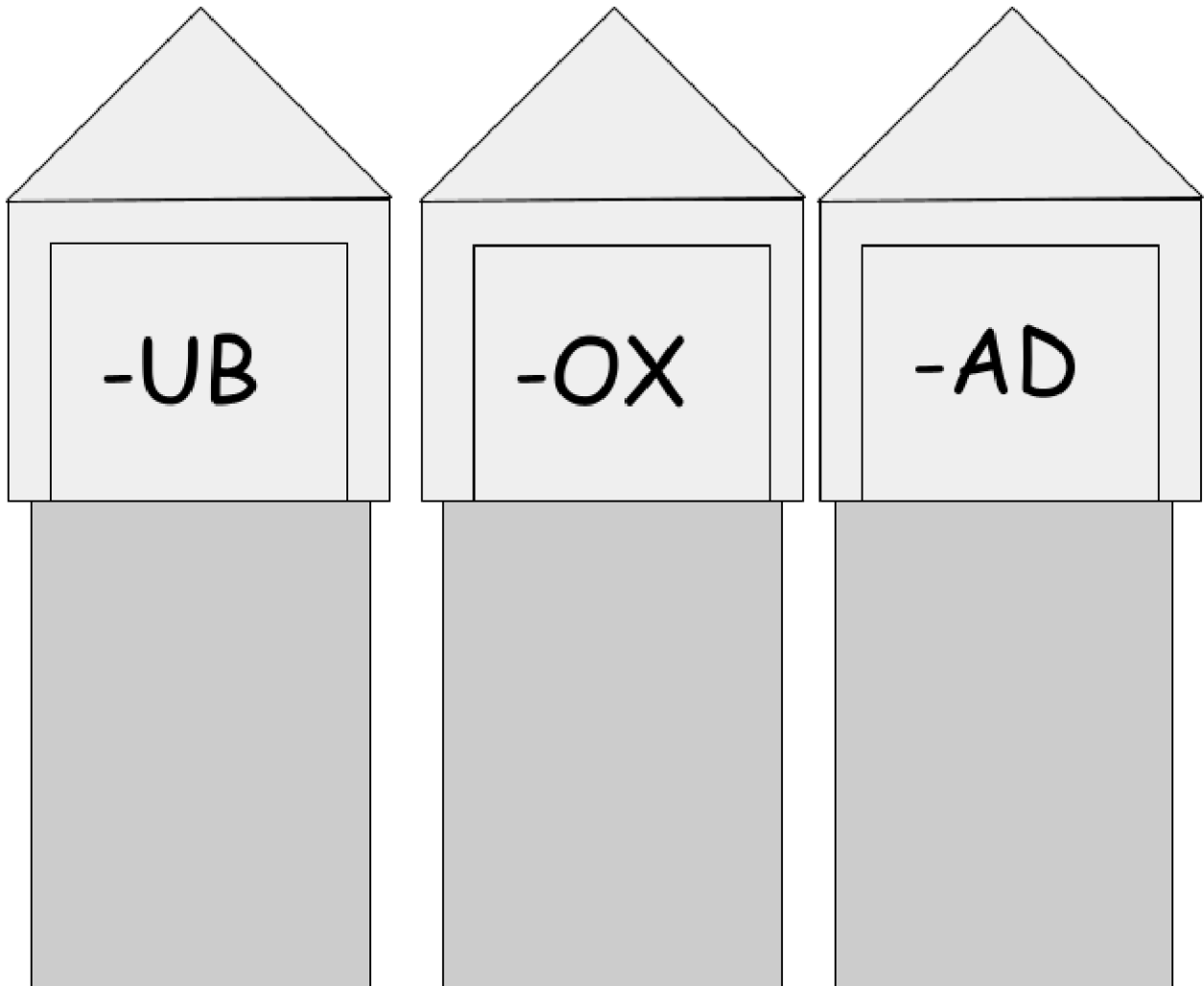
Get out of the mud! The kids got out of the mud.

Get out of the tub! The kids got out of the tub.

Get out of the bag! The kids got out of the bag.

Name: _____

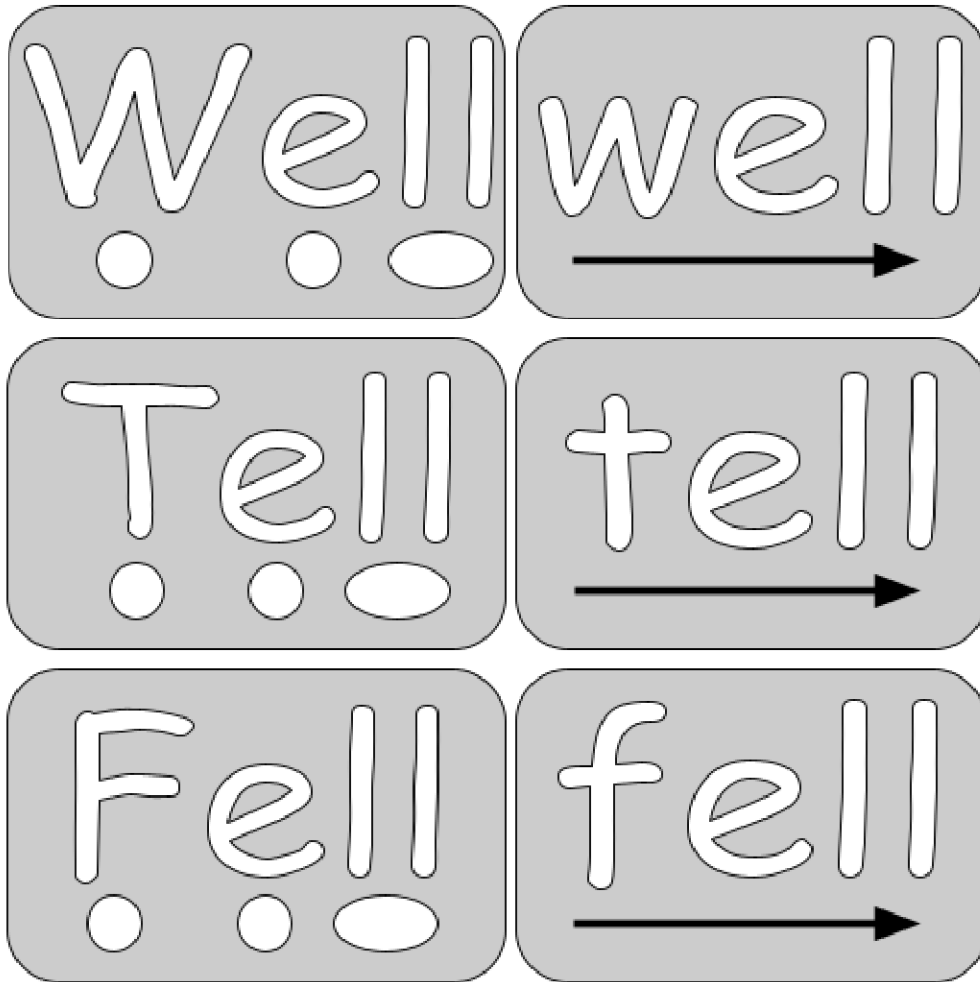
Glue the cars in front of the correct garage.



Thank you openclipart.org for the wonderful clipart!

Name: _____

Sound out the following words. Color each -ELL all the same color.



Draw a line to match the word with its picture.

well



tell



fell

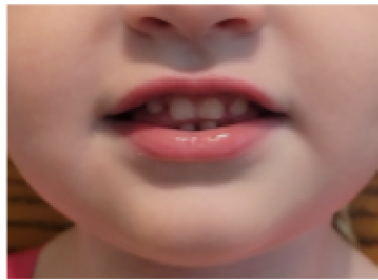





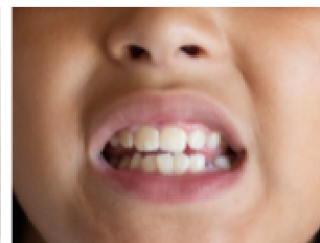
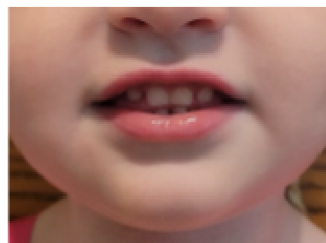
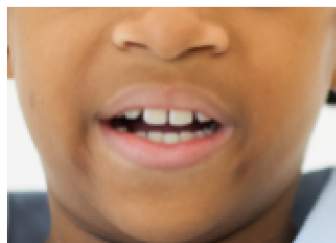
Name: _____

Read the two words below. Cut out the graphemes (letters) below. Then match the graphemes (letters) to the pictures of the mouths saying the words, and glue. Write the words on the handwriting lines.

A	nn
---	----

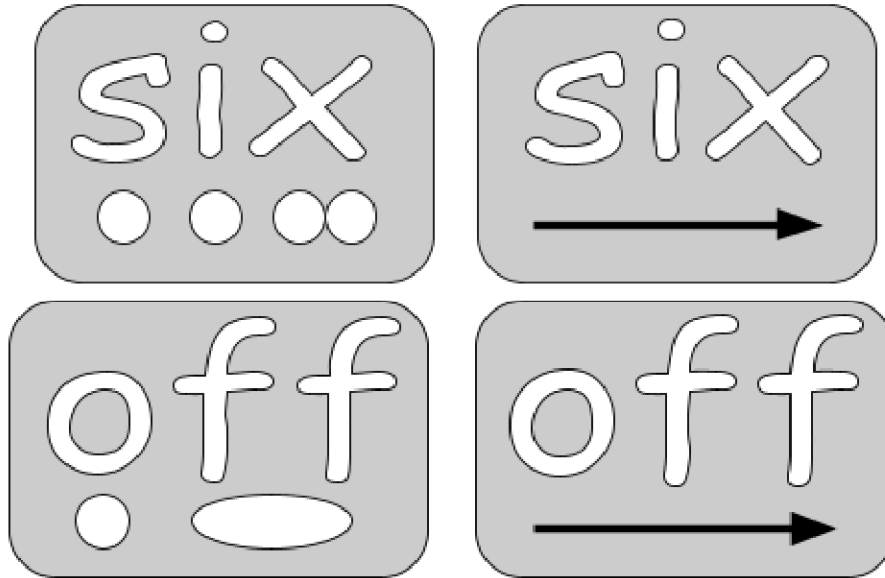
e	n	d
---	---	---





Name: _____

Touch each dot and say the sound the letter(s) represent. Then, touching the arrow, put the sounds together to sound out the word.



Complete the maze by following the sight word **PUT**. Help the cat put his yarn up.

The maze consists of a grid of words. The starting point is a cat icon at the top left. The goal is a box of yarn at the bottom right. The path of 'put' words is as follows:

- Row 1: cat icon, put, put, put, put, Put, Jen
- Row 2: wad, Pet, pit, pot, pep, pod, put, Bend
- Row 3: man, an, pan, pit, pan, pen, pan, Put, sand
- Row 4: cat, an, pan, pin, pan, pen, pan, put, cot
- Row 5: bot, pan, pan, pig, pan, peg, put, put, put, fot
- Row 6: ban, pot, rot, pig, pan, put, put, bet, pen, pot
- Row 7: wad, beg, bot, big, an, put, put, bet, paw, pack
- Row 8: the, put, put, put, put, pig, pat, pet
- Row 9: is, put, put, put, put, put, put, put
- Row 10: Put, put

Thank you openclipart.org for the wonderful clipart!

Set 2 Book 8: Rub-a-Dub

Extra Practice Post-Reading Worksheets

Name: _____

Read the following silly story.

The tot is in the mud. Get in the tub! Rub-a-dub!
The tot gets in the tub. Will the tot sit in the tub? No!
The tot fell in the tub! Sit, rub-a-dub, and get out of
the tub!



Thank you openclipart.org for the wonderful clipart!


Set 2 Book 8:
Rub-a-Dub
Answers
Pre-Reading Worksheets

Your child will practice *CVC* words and an *-ell* ending word. Your child will review the high-frequency word *out*, *off*, and *put*.

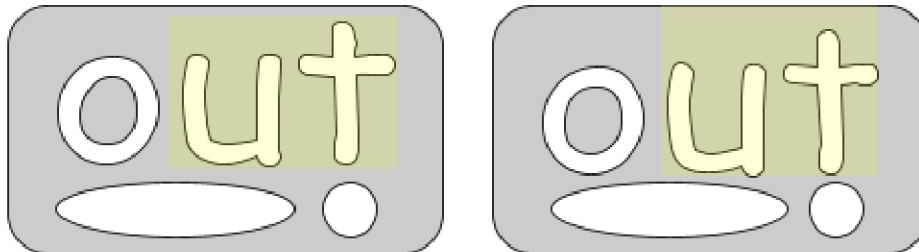
Answers

Name: _____

OU and OW represents the **ow** sound. Use the picture of the mouth as a reference.



Read the following word. Color the **ou**.



Read the following sentences. Circle the word **out** each time you read it.

Get **out** of the mud! The kids got **out** of the mud.

Get **out** of the tub! The kids got **out** of the tub.

Get **out** of the bag! The kids got **out** of the bag.

Answers

Set 2 Book 8: Rub-a-Dub

Name: _____

Glue the cars in front of the correct garage.

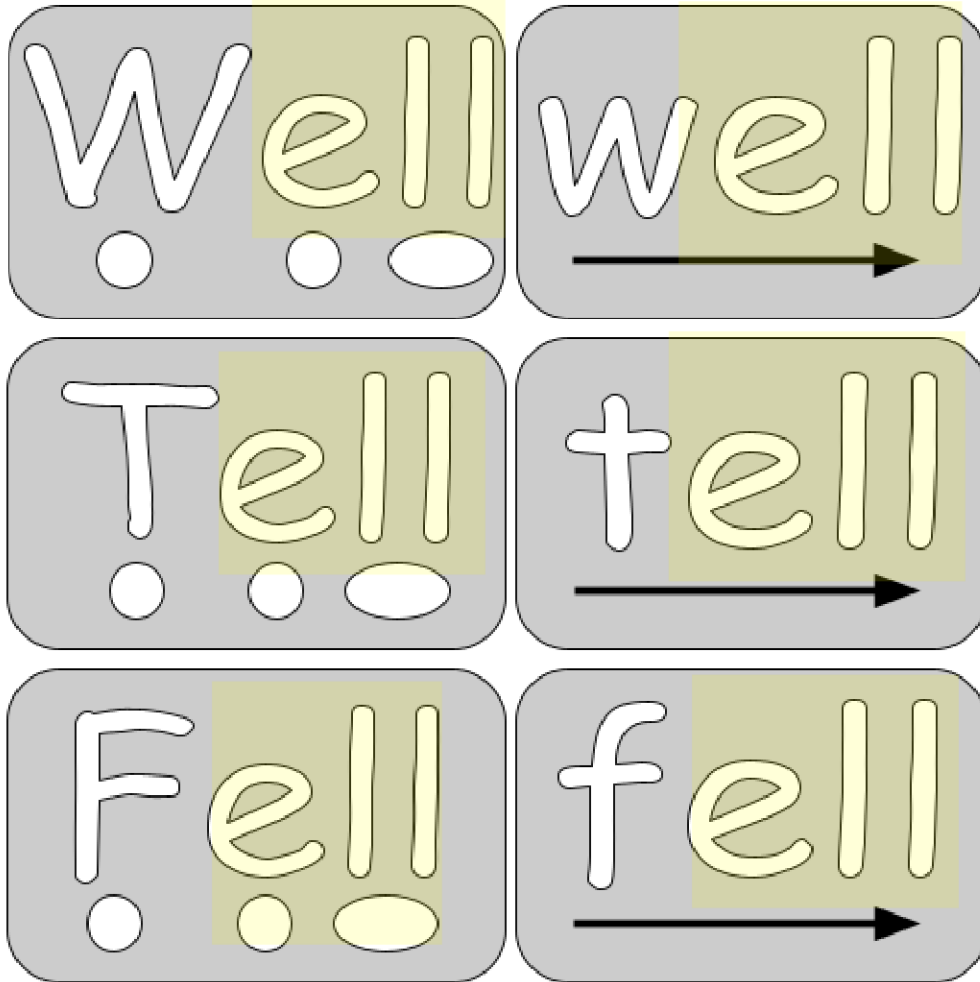
The image shows a matching exercise. There are three garages at the top with signs: '-UB', '-OX', and '-AD'. Below them are six cars with words: 'rub', 'had', 'mad', 'fox', 'dub', and 'box'. Red lines connect 'rub' to '-UB' and 'dub' to '-AD'. The other cars ('had', 'mad', 'fox', 'box') and the '-OX' garage are crossed out with large red X's.

Thank you openclipart.org for the wonderful clipart!

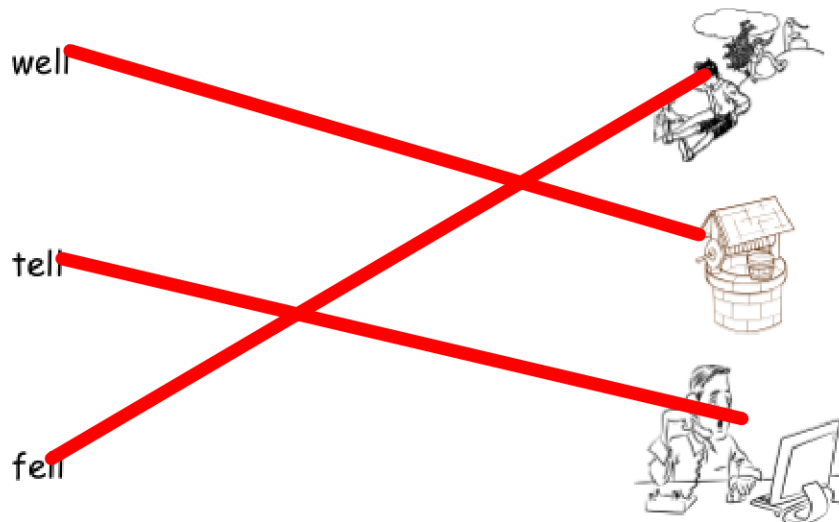
Answers

Name: _____

Sound out the following words. Color each -ELL all the same color.



Draw a line to match the word with its picture.



Answers


Set 2 Book 8: Rub-a-Dub

Name: _____

Read the two words below. Cut out the graphemes (letters) below. Then match the graphemes (letters) to the pictures of the mouths saying the words, and glue. Write the words on the handwriting lines.

A	nn
---	----

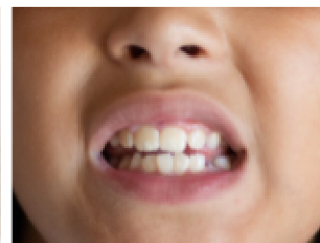
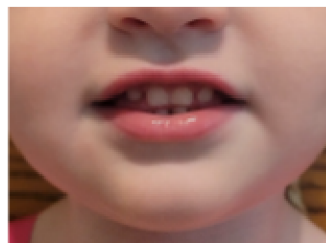
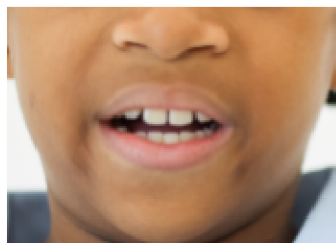
e	n	d
---	---	---



A

nn

Ann



e

n

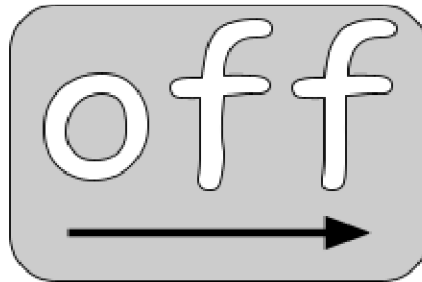
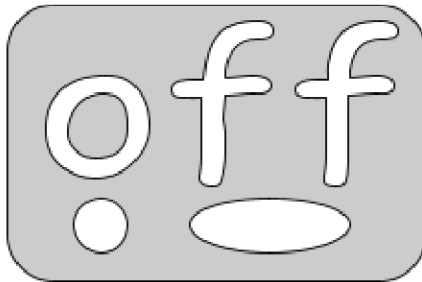
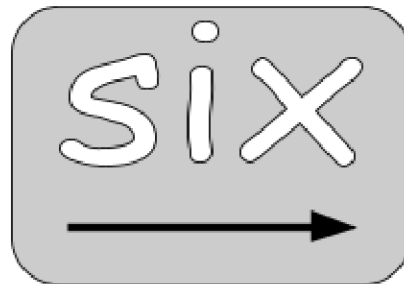
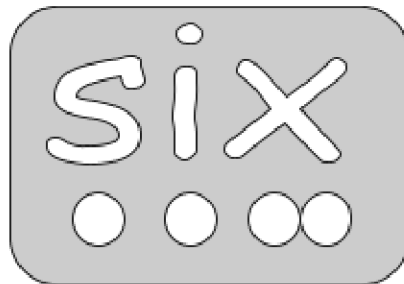
d

end


Answers


Name: _____

Touch each dot and say the sound the letter(s) represent. Then, touching the arrow, put the sounds together to sound out the word.



Complete the maze by following the sight word **PUT**. Help the cat put his yarn up.

	put	put	put	put	Put	Jen			
wad	Pet	pit	pot	pep	pod	put	Bend		
man				pit		Put	sand		
cat	an	pan		pan	pen	pan	put	cot	
bot		pan		pin			put	fot	
ban	pot	rot	pig	pan	peg	put	put	pen	pot
wad	beg	bot	big	an	put	put	bet	paw	pack
the	put	put	put	put		pig		pat	pet
is	put	put	put	put	put			put	put
	put	put	put	put	put	Put	put		



Thank you openclipart.org for the wonderful clipart!

Set 2 Book 8:
Rub-a-Dub
Answers
Extra Practice
Post-Reading Worksheets

Answers

Name: _____

Read the following silly story.

The tot is in the mud. Get in the tub! Rub-a-dub!
The tot gets in the tub. Will the tot sit in the tub? No!
The tot fell in the tub! Sit, rub-a-dub, and get out of
the tub!



Thank you openclipart.org for the wonderful clipart!